


### カビ処理1




十分に日光にあて干す。

1. Set tatami to dry in natural sunlight.

### カビ処理2



4. Open windows for proper ventilation.



ブラシで小皿にカビをとり

2. When dry, gently scrub (with the grain) soiled area with brush.

漂白剤をお湯に入れ、ぞうきんを  
きつくしぼる。




5. Add a few drops of chlorine to warm water, soak washcloth, squeeze dry, and wipe tatami clean.

アルコールをぞうきん  
に少々しみこませ



6. With clean wet washcloth, add a few drops of alcohol and wipe tatami once more.



目の目ぼきでかたどりの  
目ぼきで掃除機をかける。

3. Vacuum loose dirt & particles.



7. Let tatami dry in natural air.